

# RISX: ICMR (Re)Insurance Specialty Index

Insurance Capital Markets Research

09 July 2025

## Description

The ICMR (Re)Insurance Specialty Index (RISX) is an equity benchmark for the global specialty (re)insurance sector based on publicly listed companies with underwriting subsidiaries in the Lloyd's of London specialty (re)insurance market.

### Index key

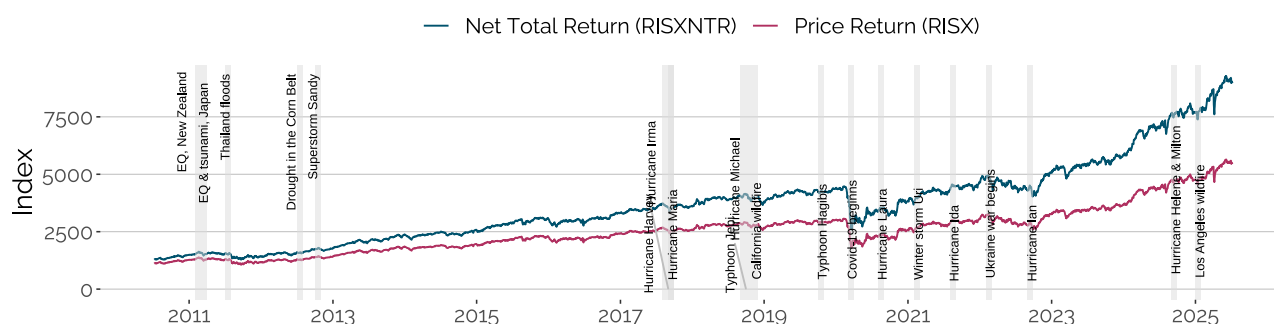
Price Return	RISX
Net Total Return	RISXNTR
Currency	USD
Launch date	22 March 2021
Base date	16 June 2006
Base value	1000
Review frequency	Quarterly
Weighting Method	Fundamental
Weight cap	10%
Constituent count	27
Home page	<a href="http://www.risxindex.com">www.risxindex.com</a>

The RISX index was created by Insurance Capital Markets Research (ICMR), the analytic and consulting firm created by the former heads of research and analysis at Lloyd's.

## Historical performance

### ICMR (Re)Insurance Specialty Index: 2010-07-08 to 2025-07-08

Months with reported insurance industry losses in excess of \$10bn highlighted in grey



©Insurance Capital Markets Research | <https://insurancecapitalmarkets.com>

Index administrator and calculator: Morningstar Indexes GmbH | <https://indexes.morningstar.com>

All performance shown prior to 2021-03-22 was retrospectively calculated by application of the Index Methodology

### Calendar year returns (%) at close 2025-07-08

	2010	2011	2012	2013	2014	2015	2016	2017	2018	2019	2020	2021	2022	2023	2024
RISX	12.9	-8.6	20.6	31.7	5.6	16.4	5.9	7.1	3.2	12.6	-14.2	18.5	6.4	13.0	29.0
RISXNTR	17.3	-5.3	24.4	34.9	8.2	19.0	8.2	9.4	5.1	14.9	-12.2	20.9	8.8	15.3	31.8

### Index return and risk statistics at close 2025-07-08

Index	Level	Return (%)				Max Drawdown (%)			Annualised return (%)			Annualised risk (%)		
		1m	3m	1yr	Ytd	3m	1yr	3yr	3yr	5yr	10yr	3yr	5yr	10yr
RISX	5,452.0	-3.4	13.5	22.8	14.8	3.5	12.6	12.6	24.1	19.7	9.5	14.7	15.5	16.1
RISXNTR	8,968.7	-3.4	14.4	25.6	16.6	3.4	12.7	12.7	26.7	22.2	11.8	14.7	15.5	16.1

## Index composition

Summary of RISX index composition as at 2025-07-08:

Security	Symbol	Weight
Beazley	BEZG.L	9.7%
Fairfax	FFH.TO	8.6%
QBE	QBE.AX	6.8%
Tokio Marine	8766.T	5.8%
Hiscox	HSX.L	5.0%
Munich Re	MUVGn.DE	4.8%
Markel	MKL.N	4.7%
AIG	AIG.N	4.5%
Mitsui Sumitomo	8725.T	4.5%
Axis	AXS.N	4.5%

(a) Top 10 securities

Country	Weight
BM	24.5%
US	21.2%
GB	11.4%
JP	10.3%
CA	8.6%
DE	8.1%
AU	6.8%
FR	6.2%
CH	2.9%

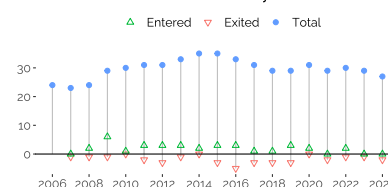
(b) Domiciles  
of all  
securities

Currency	Weight
USD	43.7%
GBP	16.3%
EUR	14.3%
JPY	10.3%
CAD	8.6%
AUD	6.8%

(c) Currencies  
of all securities

Churn within the RISX index over time has typically occurred where a constituent company has either sold their Lloyd's business, either to another constituent company or via a take-private transaction (eg an MBO or private equity acquisition) or where a previously private Lloyd's business has been acquired by a listed company.

Index constituent count at year end



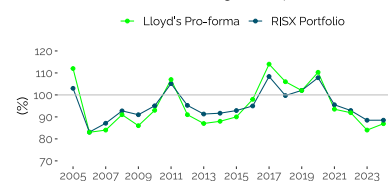
©Insurance Capital Markets Research  
Source: ICMR analysis of 'RISX' constituents

## Index attributes

The RISX index measures the performance of companies much more closely associated with specialty and major catastrophe risk than other equity indices, which tend to include life insurance companies and brokers.

The weights of the RISX index component are derived from the premium underwritten at Lloyd's and globally. The weighted aggregated underwriting performance of the index components mimicked that of Lloyd's reported pro-forma performance.

Combined Ratio 2005 - 2024



©Insurance Capital Markets Research  
Source: ICMR analysis of companies' financial statements

[About RISX](#) | [White paper](#) | [Sustainability](#) | [Methodology](#) | [Benchmark statement](#)

Index administrator and calculator: Morningstar Indexes GmbH | <https://indexes.morningstar.com>  
Insurance Capital Markets Research (ICMR) is the trading name of IC Markets Research Ltd | <https://insurancecapitalmarkets.com>

## Disclaimer

The information contained herein (the "Information") may not be reproduced or disseminated in whole or in part without prior written permission from Insurance Capital Markets Research. The information may not be used to verify or correct other data, to create indexes, risk models, or analytics, or in connection with issuing, offering, sponsoring, managing or marketing any securities, portfolios, financial products or other investment vehicles. Historical data and analysis should not be taken as an indication or guarantee of any future performance, analysis, forecast or prediction. None of the Information is intended to constitute investment advice or a recommendation to make (or refrain from making) any kind of investment decision and may not be relied on as such. The Information is provided "as is" and the user of the Information assumes the entire risk of any use it may make or permit to be made of the Information. Neither Morningstar Indexes nor ICMR nor any of their respective subsidiaries or their direct or indirect suppliers or any third party (the "Parties") involved in the making or compiling of the Information makes any warranties or representations and to the maximum extent permitted by law hereby the Parties expressly disclaim all implied warranties including warranties of merchantability and fitness for a particular purpose. Without limiting any of the foregoing and to the maximum extent permitted by law in no event shall the Parties have any liability regarding any of the Information for any direct, indirect, special, punitive, consequential (including loss of profits) or any other damages even if notified of the possibility of such damages. The foregoing shall not exclude or limit any liability that may not by applicable law be excluded or limited. Neither ICMR, nor Morningstar Indexes nor RISX are associated or affiliated in any way with Lloyd's of London or the Society of Lloyd's or the Corporation of Lloyd's.